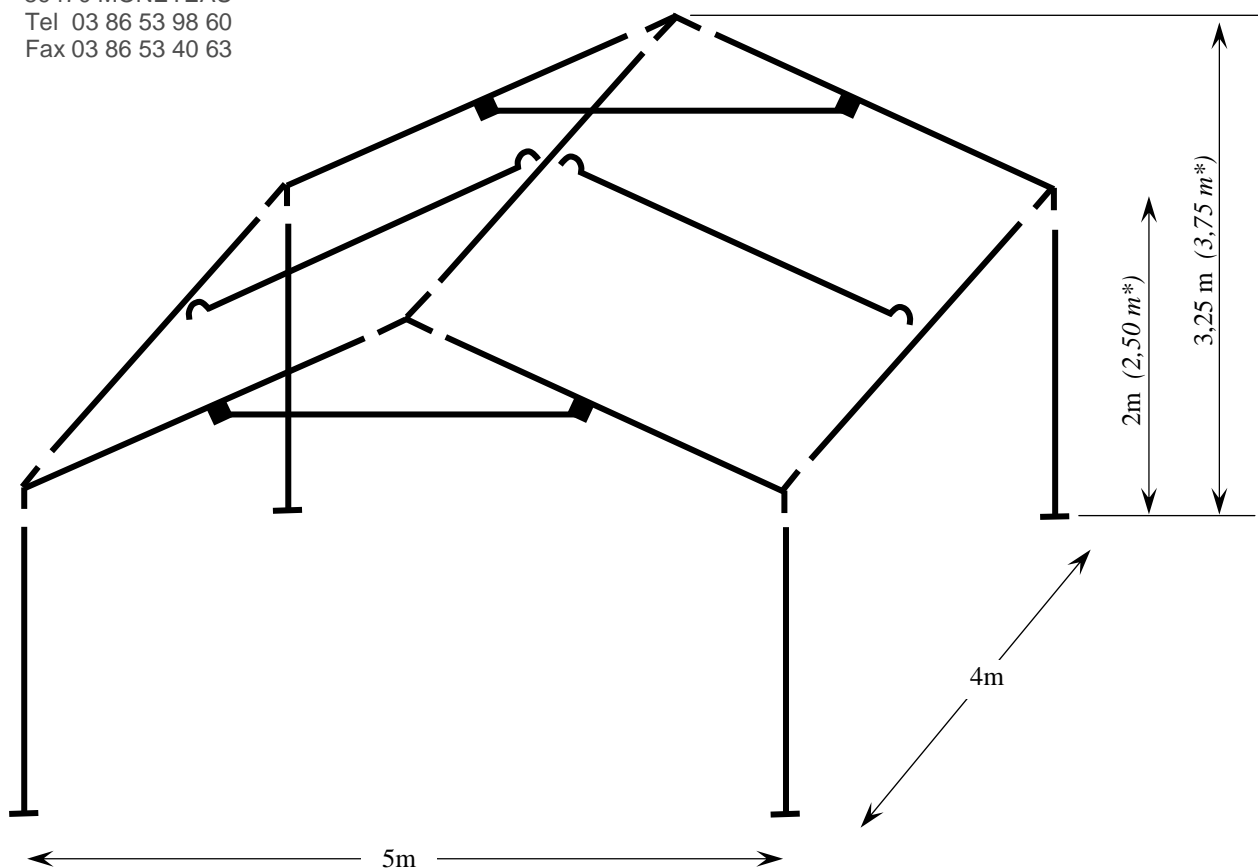


ZA des Macherins
20, rue de Madrid
89470 MONETEAU
Tel 03 86 53 98 60
Fax 03 86 53 40 63

Tente PLISSON 5x4 m

Principe de Montage

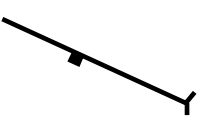
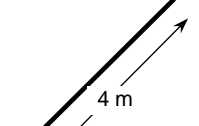
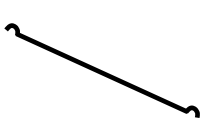


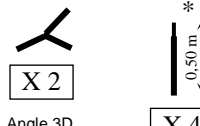
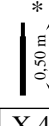
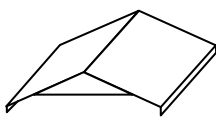
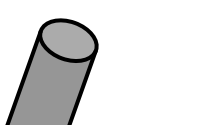

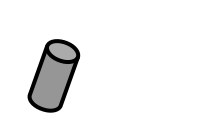


MONTAGE

1. Monter la structure du toit au sol
2. Poser et fixer la toile sur le toit
3. Emboîter les pieds (et éventuellement les allonges)

* avec allonges de 0,50m

02-10

 Barre d'angle X 4	 Barre 4m X 3	 Traverse à crochet X 2	 Barre renfort d'angle X 2	 Pied X 4	 Angle 3D X 2	 Réhausse X 4
 Toile de toit	 Sac de la toile de toit	 Sardines X 8	 Sac de quincaillerie			